

# OPEN SAFE FLORIDA

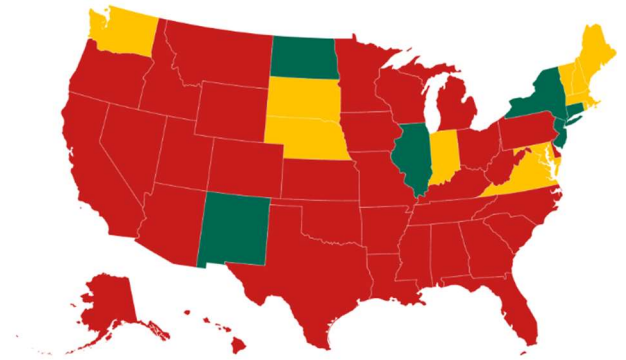


Is the state effectively containing the novel coronavirus ("COVID-19")?

Data for week ending 6/26

## STATUS: **RED**

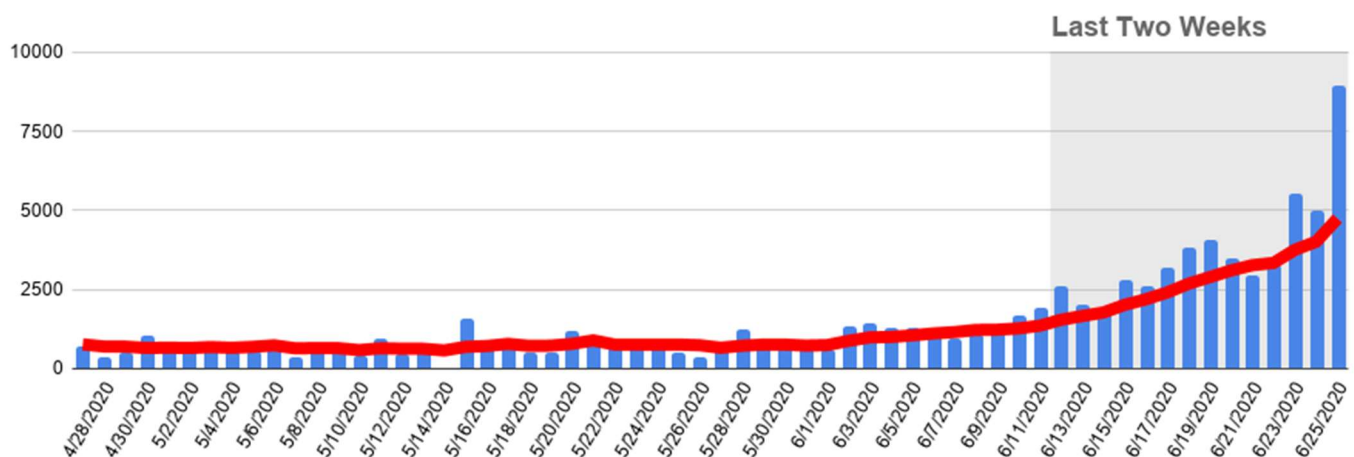
COVID Exit Strategy ([www.covidexitstrategy.org](http://www.covidexitstrategy.org)), a non-partisan group of public health and crisis experts, has been tracking the progress states have made towards meeting the CDC recommended benchmarks states should reach before reopening their economies. As of the week ending on June 26<sup>th</sup>, only six states were meeting these metrics, earning a "Green" rating. Currently, Florida is failing most of the benchmarks, and is rated "Red" by COVID Exit Strategy.



### CDC Benchmark: a 14-day decline in newly diagnosed COVID+ cases

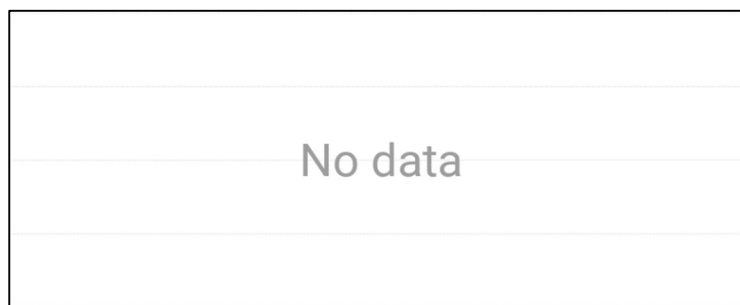
The CDC recommends a state show a 14-day decline in new cases of COVID-19 before reopening. Florida has **NOT MET** this benchmark. COVID+ cases have been increasing in the state over the last 14 days, with the 7-day moving average for daily cases approaching 5,000.

Florida - Last 60 days of new COVID+ Cases with 7-day Trend



## CDC Benchmark: declining ILI

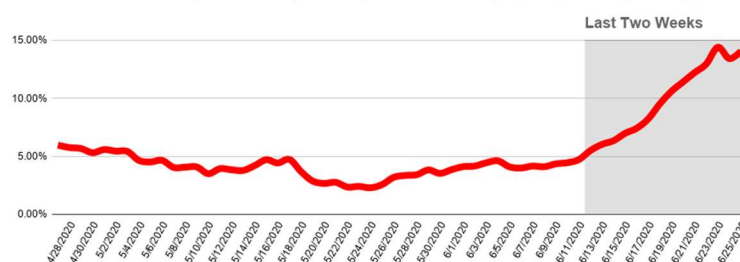
The CDC recommends a state show a 14-day decline in hospital & outpatient visits for influenza-like illness (“ILI”) before reopening. Florida has not reported ILI data to the CDC for over two months, making this metric impossible to evaluate for the state.



## CDC Benchmark: testing

The CDC recommends a state show a downward trajectory for the percentage of COVID-19 tests that are positive before reopening. Florida has **NOT MET** this benchmark. Test positivity has been increasing in the state over the last 14 days.

Florida - COVID-19 diagnostic test positivity over last 60-days (7-day Moving average)



## CDC Benchmark: hospital capacity

The CDC recommends a state have sufficient hospital capacity to treat all patients without crisis care (20% capacity available over last 7 days). Florida **HAS MET** this benchmark. The highest reported occupancy in the last week was 67% inpatient and 74% ICU.

Florida - Daily hospital admissions for COVID-19 over 2 months (7-day moving average)



# Recommendations

Florida is currently failing 3 out of 4 the CDC benchmarks that FCAN has been tracking, indicating that COVID-19 has been spreading in the community without effective containment. FCAN recommends that the state maintain all current restrictions related to COVID-19, and take additional measures to improve containment. These measures could include: a statewide face-covering mandate for public indoor spaces, prohibiting indoor seating at restaurants, and closing all non-essential businesses in current COVID-19 hot-spots if current trends continue.

## For more information, contact:

**Susan McGrath**

Executive Director

[susan@fcan.org](mailto:susan@fcan.org)



**Bill Newton**

Deputy Director

[bill@fcan.org](mailto:bill@fcan.org)



**Abe Scarr**

Open Safe Director

[abe@illinoispirg.org](mailto:abe@illinoispirg.org)



## NOTES AND CITATIONS

- Photo Credit: Ketut Subiyanto, [www.Pexels.com](http://www.Pexels.com), Pexels attribution license.
- Color rating is based on the recommendations of COVID Exit Strategy. View current data at [www.covidexitstrategy.org](http://www.covidexitstrategy.org).
- Map graphic courtesy of COVID Exit Strategy, retrieved on 6/26/2020.
- CDC recommendations are derived from the CDC’s “Opening Up America Again” framework, and CDC guidance released on 5/19/2020.
- Data for ILI and hospital occupancy based on state reports to the CDC.
- Data for COVID+, test positivity, and hospital / ICU occupancy graph is derived from data collected by the COVID tracking project, at [www.covidtracking.com](http://www.covidtracking.com)
- We do not track CDC metrics related to total testing volume, reported symptoms of COVID-like illness, and PPE supply due to a lack of consistent standards and / or publicly available data.