

Off-Site Volunteer Opportunities

With Friends of Strays



There are so many ways to get involved!

If coming into the shelter is not an option or you are too young for our on-site volunteer program, consider participating in our off-site volunteer program.

Every animal needs a few basic things to stay happy and healthy — food, water, love, and exercise. Helping us provide the animals at the shelter with those needs is the heart of Friends of Strays. You can help us help the animals in our care through the following projects:

Fundraisers

Projects for Pets

Ideas to Help Pets in Your Community



FUNDRAISING IDEAS





BAKE SALE

A bake sale is easy to put together and with a little extra effort, you can turn yours into a fun event. Make it fun by adding a theme such as a Christmas Cookie Exchange, pet shapes, or even offer treats for pets! Advertise that proceeds benefit Friends of Strays.



DOG WASH

Taking a spin off the traditional car wash fundraiser, a dog wash is an event where volunteers wash dogs and other pets in exchange for donations of money. Advertise that proceeds benefit Friends of Strays.



ORGANIZE PENNIES FOR PETS

This is great to do in schools. Each team has a bucket for collecting coins or dollar bills. Each coin or bill equals one point. The object is to be the team with the most points at the end of the "war." After the winner has been determined, the money raised can be donated to Friends of Strays.



HOST A SCHOOL DANCE FUNDRAISER

A local DJ or band may be willing to perform for free or at a discount if they know proceeds from the admission charge will benefit animals.



ORGANIZE A DONATION DRIVE

You could also work with a store to arrange a time to collect donations. Have a donation drive at your school, church, or even right in your own neighborhood by distributing flyers door to door and telling people you will be back on a specific day to pick up any donations they leave on their doorstep.

You can find our wish list on our website!



ORGANIZE A YARD SALE

Collect items you and friends no longer use and have a yard sale. Advertise that proceeds benefit Friends of Strays.

PROJECTS FOR PETS





MAKE “ADOPT ME” BANDANAS


Make “Adopt Me” bandanas for our dogs to wear at adoption events. You can create neckerchiefs with fabric and fabric paint.



MAKE BLANKETS FOR SHELTER CATS

We like to send the cats and kittens home with a blanket to line their carrier. A good size for homemade cat blankets is approximately 18” x 24” or 10”x20”.

You can make the “No Sew” fleece blankets or make them from any other washable material. We prefer the beds not be stuffed so they are easier to wash and dry.



MAKE CAT TOYS

Making wand toys is an easy and sustainable way to contribute to shelters, all you need are some old t-shirts and wooden dowels!

IDEAS TO
HELP PETS
IN YOUR
COMMUNITY



MAKE FLYERS OR BROCHURES PROMOTING PET ADOPTION

Handouts could read “Support your Local Shelter” or “Be Kind to Animals.” Ask local businesses to hang these flyers in their restaurants or you can even post them in your school.


Some handouts could have messages about common pet owner problems such as making sure your dogs are properly socialized and trained, the importance of having a license or collar, or not leaving your pets out at night or leaving pets in hot cars.

We would love to see the brochures you come up with when you are finished!



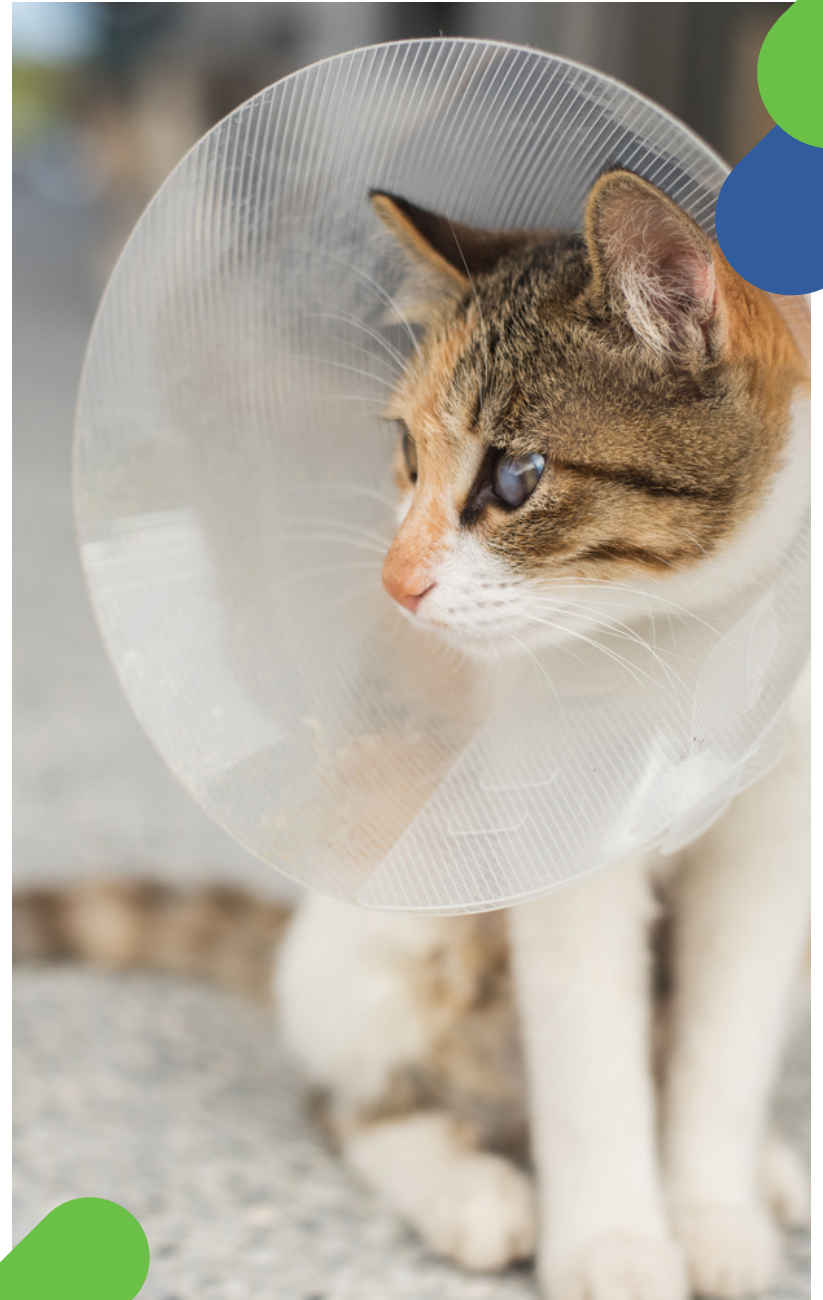
WRITE TO THOSE IN GOVERNMENT

Write a letter to your local senator, congressperson, or governor about an animal welfare issue important to you such as dog fighting, puppy mills, spaying and neutering, or offering veterinary care to pets of families who cannot afford it. See how many people you can get to sign your letter in support.



EDUCATE THE COMMUNITY ON PROPER SPAY AND NEUTER PRACTICES

- Talk to people in your community about the importance of spaying or neutering pets.
- Write a letter to your local newspaper reminding your community members to adopt and spay or neuter their animals.





Please contact us if you need promotional materials or logos for your project. When you complete your project, please schedule a time to bring your final product to Friends of Strays during regular adoption center hours.

Do not forget to take pictures of your work along the way. We love to see the progress you make along your journey. You can email photos, along with names of participants and the name of your project to tiffany@friendsofstrays.org. Please include the following Photo Release so that we can share your photos with our followers on social media.

**When you are ready to start your project or if you have an idea of your own, contact:
FOS Engagement Manager Tiffany at
tiffany@friendsofstrays.org.**

**Thank you for choosing to
help animals in need at
Friends of Strays and pets in
your community!**

